



# Child Care in Island County



August 2015

## Child Care Aware of Washington

Our mission is to **support families and caregivers, shape policy, and build communities** that promote the **learning and development of children and youth** throughout Washington State through a strong statewide network of local child care resource and referral programs.

Since 1989, our regional member programs and statewide Family Center have enhanced the quality of child care and helped families by:

- Delivering training, technical assistance, & consultation to child care providers
- Supplying families with consumer education & referrals for child care

(formerly the Washington State Child Care Resource & Referral Network)

### Island County

is served locally by

### Child Care Aware of Northwest Washington

a program of

The Opportunity Council

1111 Cornwall Ave, Ste 200  
Bellingham, WA 98225

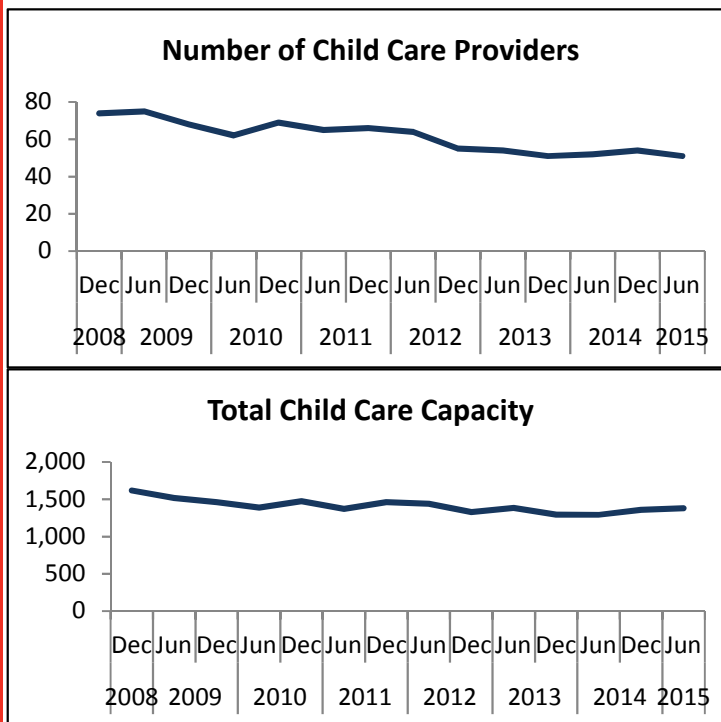
<http://www.oppco.org/ccrr/>

888.444.1862 x227

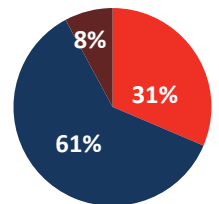
## Trends in Child Care

In most parts of Washington, the number of child care providers has dropped over the past few years while the total capacity for children has been relatively stable since June 2014.

In Island County, the number of child care providers has dropped from 74 with capacity for 1619 children in 2008, to 51 providers with capacity for 1382 children in June of 2015.\*

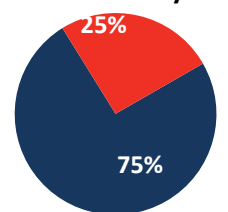


### Child Care Provider Type



- Centers
- Family Child Care
- School Age Only

### Acceptance of State Subsidy



- Accept
- Do not accept

## Early Achievers

Early Achievers is Washington's **Quality Rating and Improvement System (QRIS)**, which gives training, technical assistance, coaching, awards, scholarships, and other benefits to child care providers **to improve the quality of their care.**

**Statewide, 2,758 child care providers have joined since July 2012.**

Approximately 43% of licensed child care providers in Island County are enrolled in Early Achievers. Early Achievers will provide families with valuable child care program quality information so they can make informed child care choices.

### Early Achievers (QRIS) Participation

Total	21
Child Care Centers	4
Family Child Care	14
Head Start & State Preschool Sites	3
Start Date	7/1/13
Enrollment as of	8/26/15

**Demographics**

**Population<sup>1</sup>**

Total Population in 2014	80,000
Change since 2010	1,494
Children under 5 yrs	5,103
Children under 15 yrs	13,726
K-12 Enrollment <sup>2</sup>	7,930

**Economics**

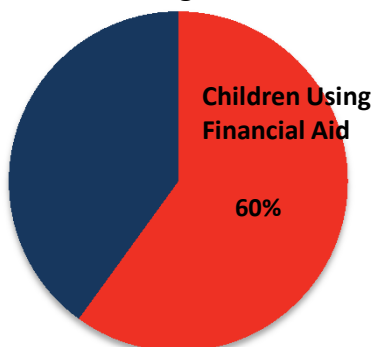
% of children under 18 living in poverty <sup>3</sup>	15.1%
% of children under 6 w/ all parents working <sup>4</sup>	50 to 60.4%
Median Household Income <sup>1</sup>	\$56,710
Unemployment Rate <sup>5</sup>	6.1%

**Helping Families Find Child Care in 2015**

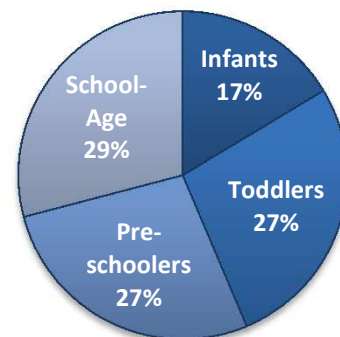
In FY2015, Child Care Aware of Washington programs helped 16,027 families find child care providers matching their unique needs.

In Island County alone, we helped 82 families with 110 children in need of child care to search for matching providers 97 times.

**Children Using Subsidies**



**Referral Demand by Child Age**



**Compensation in 2012**

Comparison of Average Annual Salary/Income <sup>6</sup>	
Child Care Center Teacher	\$25,824
Child Care Center Director	\$33,960
Family Child Care Provider (Gross Earnings)	\$37,107
K-12 Teacher <sup>7</sup>	\$53,694

**Contact Child Care Aware of Washington**

1551 Broadway, Ste 300  
Tacoma, WA 98402  
866.416.4321

**Monthly Cost of Child Care in 2015**

Centers	Median Cost	75th Percentile Cost	State Subsidy Rate	Median Cost as a % of Median Income
Infant	\$849	\$912	\$912	18%
Toddler	\$732	\$921	\$760	15%
Preschool	\$676	\$715	\$657	14%
School Age	\$299	\$503	\$637	6%

Family Child Care	Median Cost	75th Percentile Cost	State Subsidy Rate	Median Cost as a % of Median Income
Infant	\$758	\$758	\$813	16%
Toddler	\$758	\$758	\$701	16%
Preschool	\$650	\$650	\$619	14%
School Age	\$368	\$498	\$561	8%

Data Sources:

Most data is from Child Care Aware of Washington. More data and full citations are available at <http://wa.childcareaware.org>.

\*Includes licensed child care (centers and family child care) and exempt school-age programs only

<sup>1</sup> Washington State Office of Financial Management, 2014

<sup>2</sup> Office of the Superintendent Public Instruction, October Enrollment Report, 2014-2015

<sup>3</sup> U.S. Census Bureau Small Area Income and Poverty Estimates, 2013

<sup>4</sup> U.S. Census Bureau American Community Survey, 2013

<sup>5</sup> Washington State Employment Security Department; U.S. BLS, Local Area Unemployment Statistics, 2015 (not seasonally-adjusted)

<sup>6</sup> Department of Early Learning & Washington State University, Washington State 2012 Child Care Survey

Note: Child care provider income is regional data, not county-specific. Island County is in DEL Region 3 which includes: Island, San Juan, Skagit, Snohomish, Whatcom.

<sup>7</sup> Office of the Superintendent Public Instruction, K-12 Data and Reports Builder, 2012-2013

For more information, go to <http://wa.childcareaware.org>