

Child Care in Walla Walla County



February 2014

Child Care Aware of Washington

Our mission is to **support families and caregivers, shape policy, and build communities** that promote the **learning and development of children and youth** throughout Washington State through a strong statewide network of local child care resource and referral programs.

Since 1989, our regional member programs and statewide Family Center have enhanced the quality of child care and help families by:

- Delivering training, technical assistance, & consultation to child care providers
- Supplying families with consumer education & referrals for child care

(formerly the Washington State Child Care Resource & Referral Network)

Walla Walla County

is served locally by

Child Care Aware of Eastern Washington

a program of

Community-Minded Enterprises

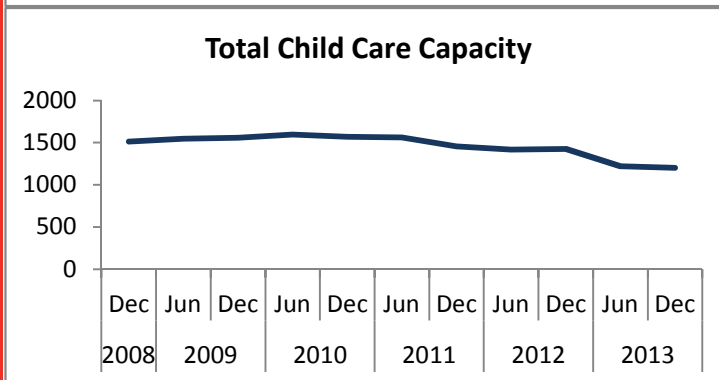
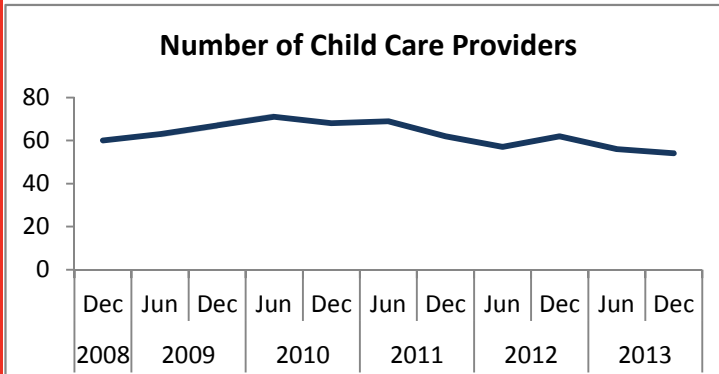
25 W Main Ste 310
Spokane, WA 99201

<http://community-minded.org/child-care>
800.446.2229

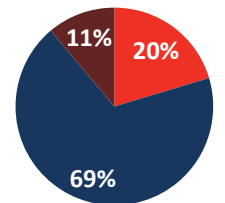
Trends in Child Care

In most parts of Washington, the number of child care providers and the total capacity for children in care has dropped over the past few years.

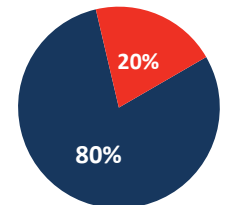
In Walla Walla County, the number of child care providers has increased from, 60 with capacity for 1512 children, in 2008 to 54 providers, with capacity for 1200 children, at the end of 2013.*



Child Care Provider Type



Acceptance of State Subsidy



Early Achievers

Early Achievers is Washington's new **Quality Rating and Improvement System (QRIS)**, which gives training, technical assistance, coaching, awards, scholarships, and other benefits to child care providers **to improve the quality of their care.**

Statewide, almost 2,000 child care providers have joined since July 2012.

It will also provide valuable ratings of child care programs to families looking for high-quality care.

The Race to the Top Early Learning Challenge grant has supported rapid expansion to across the state already, with the last 9 counties starting in July 2013.

Early Achievers (QRIS) Participation

Total	18
Child Care Centers	4
Family Child Care	13
Head Start & State Preschool Sites	1
Start Date	7/1/12
Enrollment as of	2/6/14

Demographics

Population¹

Total Population in 2013	59,500
Change since 2010	719
Children under 5 yrs	3,409
Children under 15 yrs	10,775
K-12 Enrollment ²	8,831

Economics

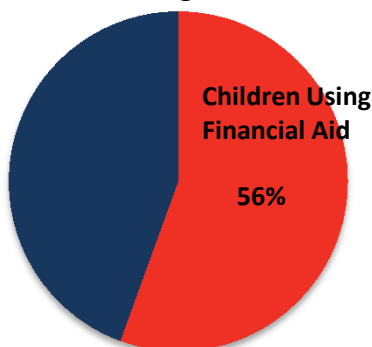
% of children under 18 living in poverty ³	26.5%
% of children under 6 w/ all parents working ⁴	56.5 to 59.9% (Statewide, County N/A)
Median Household Income ¹	\$46,147
Unemployment Rate ⁵	5.9%

Helping Families Find Child Care in 2013

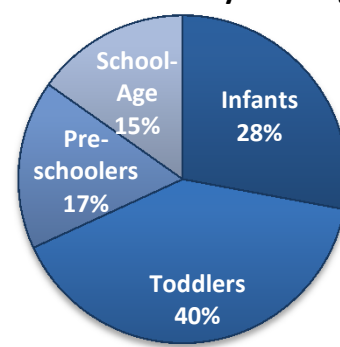
In 2013, Child Care Aware of Washington programs helped 16,825 families find child care providers matching their unique needs.

In Walla Walla County alone, we helped 144 families with 207 children in need of child care to search for matching providers 184 times.

Children Using Subsidies



Referral Demand by Child Age



Compensation in 2012

Comparison of Average Annual Salary/Income ⁶	
Child Care Center Teacher	\$26,016
Child Care Center Director	\$27,312
Family Child Care Provider (Gross Earnings)	\$25,674
K-12 Teacher ⁷	\$52,925

Contact Child Care Aware of Washington

1551 Broadway, Ste 300
Tacoma, WA 98402
866.416.4321

Monthly Cost of Child Care in 2013

Centers	Median Cost	75th Percentile Cost	State Subsidy Rate	Median Cost as a % of Median Income
Infant	\$867	\$932	\$637	23%
Toddler	\$802	\$854	\$531	21%
Preschool	\$719	\$841	\$493	19%
School Age	\$579	\$663	\$436	15%

Family Child Care	Median Cost	75th Percentile Cost	State Subsidy Rate	Median Cost as a % of Median Income
Infant	\$650	\$669	\$567	17%
Toddler	\$650	\$662	\$493	17%
Preschool	\$602	\$650	\$441	16%
School Age	\$490	\$574	\$441	13%

Data Sources:

Most data is from Child Care Aware of Washington. More data and full citations are available at <http://wa.childcareaware.org>.

*Includes licensed child care (centers and family child care) and exempt school-age programs only

¹ Washington State Office of Financial Management, 2013

² Office of the Superintendent Public Instruction, October Enrollment Report, 2013-2014

³ U.S. Census Bureau Small Area Income and Poverty Estimates, 2012

⁴ U.S. Census Bureau American Community Survey, 2012

⁵ Washington State Employment Security Department; U.S. BLS, Local Area Unemployment Statistics, 2013 (not seasonally-adjusted)

⁶ Department of Early Learning & Washington State University, Washington State 2012 Child Care Survey

Note: Child care provider income is regional data, not county-specific. Walla Walla County is in DEL Region 2 which includes: Benton, Columbia, Franklin, Kittitas, Walla Walla, Yakima.

⁷ Office of the Superintendent Public Instruction, K-12 Data and Reports Builder, 2012-2013

For more information, go to <http://wa.childcareaware.org>